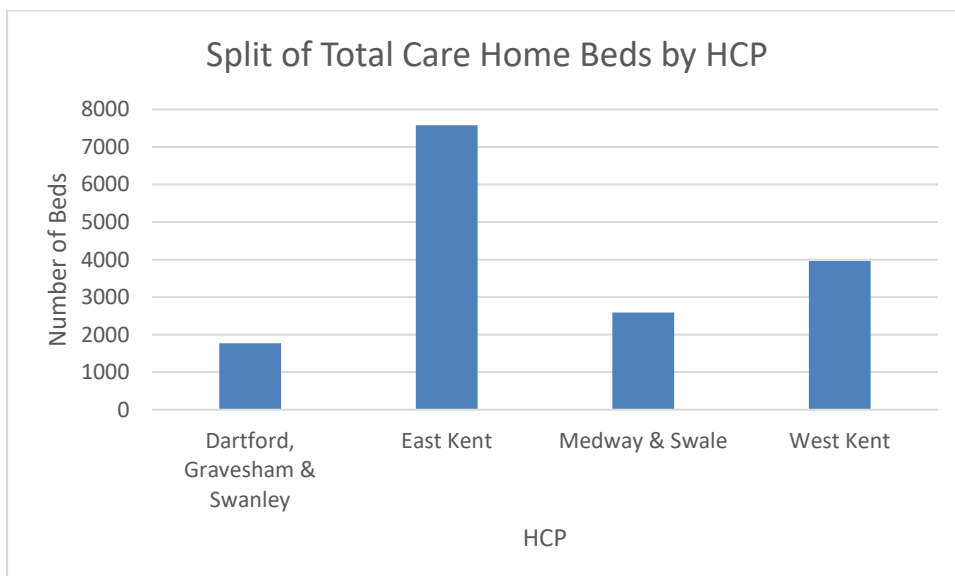
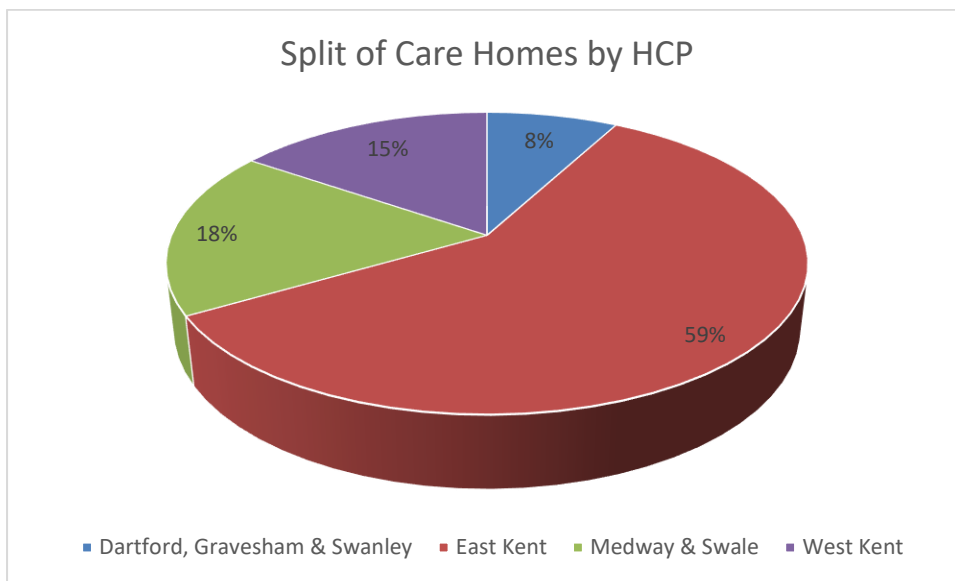


Enhanced Health in Care Homes Framework in Kent and Medway

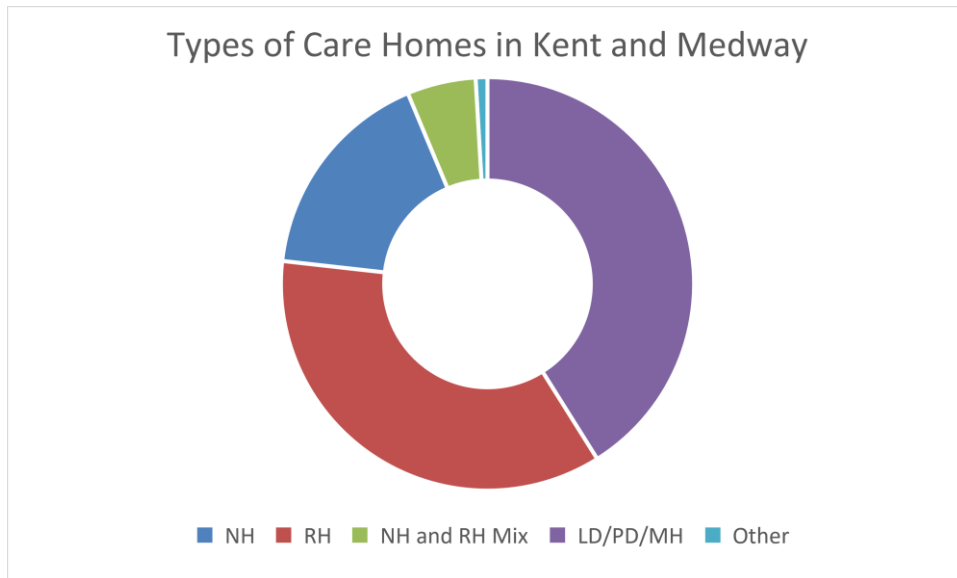
Landscape of Care Homes in Kent and Medway

- 647 Care Homes in Kent and Medway – the largest of any ICS nationally
- Totals just under 16,000 beds – between 3 and 4x the number of acute beds in K&M

HCP	Total Care Homes	Total Beds
Dartford, Gravesham & Swanley	51	1772
East Kent	380	7582
Medway & Swale	116	2588
West Kent	100	3958



Type of Home	Number of homes
NH	110
RH	232
NH and RH Mix	35
LD/PD/MH	267
Other	6



EHCH Framework

- Achieved 100% mapping of all Care Homes to a GP Practice/PCN by October 2020.
- Now in the process of developing plans to support the further embedment of the EHCH framework to all care homes across Kent and Medway.
- Have a particular focus on workforce recruitment and retention due to instability of Social Care sector workforce (both in domiciliary care but also care homes).
- Governance route is via a Kent and Medway Enhanced Health in Care Homes Group which feeds into the Kent and Medway Ageing Well Steering Group. Strong links into Digital, Peoples Board, Dementia SIG, End of Life Care Group and others to ensure there is a joined up approach to workstreams related to Care Homes across Kent and Medway.