



Emergency Laparotomy Collaborative


6 steps to achieve better outcomes.

1. Check NEWS/lactate. Start resuscitation with fluids and oxygen. Escalate if appropriate
2. Carry out sepsis assessment. If septic, complete **sepsis 6** including antibiotics within **one** hour
3. Knife-to-skin within **six** hours of decision to operate
4. Use cardiac output monitored **goal-directed fluid therapy** intraoperatively and for six hours postoperatively
5. Critical care for **all** patients postoperatively
6. Consultant led care throughout.

 www.emergencylaparotomy.org.uk

 rsc-tr.emergencylaparotomy@nhs.net

 @ELCSavingLives

 Emergency Laparotomy Collaborative

